



BEVEL HEAD BAND SAWMILL WITH DIGITAL READOUT





HP-42D

CUTTING CAPACITY	
Log width	1000 mm
Log length	7.2 m
Log bed length	9 m
Max. cutting log diameter	1000 mm
Saw Blade elevation distance	25-950 mm
The final/last cutting	25 mm
Shortest length of working piece	1300 mm
Main motor drive	30HP (optional: 40HP)
Hydraulic system	7-1/2 HP
Feed speed	0-30 m/min (OMP-80)
Band saw wheel	34" diameter x 4"width
Band saw blade size	4" x 26ft long
<ul style="list-style-type: none">• Horizontal drive: by variable feed speed hydraulic motor• With 2 sets x log turners• With 1 set x log clamp• With 1 set x log lifter• With 5 sets x log posts• With Digital readout for cutting sizes• Central control panel• Auto-lifting mechanism by electrical motor to elevate saw blade up and down.	

 86-10, Shen Ching Road, Ching Shui, Taiwan, 43641

 Tel: +886-4-2620-1608

 Fax: +886-4-2620-0289

 Email: bsm168.sales@gmail.com



BLUE STEEL

www.highpointtools.com